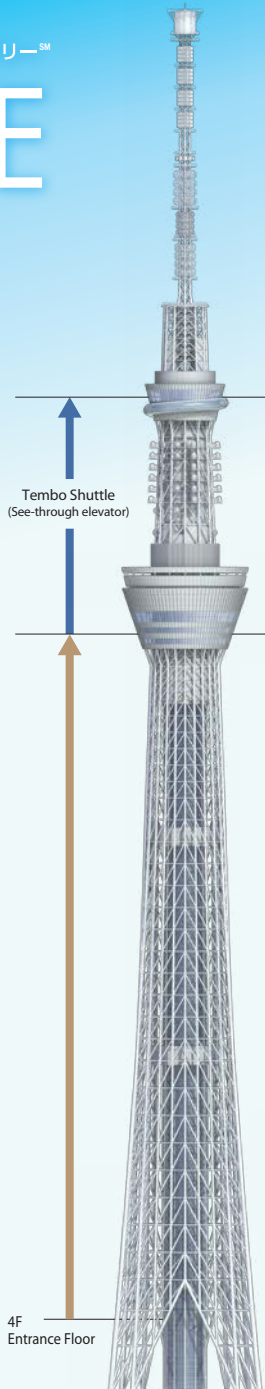


TOKYO SKYTREE 東京スカイツリー™

TOKYO SKYTREE
Traditional Techniques and
Forefront Technologies from Japan



TOKYO SKYTREE Tembo Galleria (Floor 445, 450)

Tembo Galleria

A sloped 110-meter "air walk" from Floor 445 up to Floor 450. You can just enjoy "air walking".

Floor 445-450



Floor 450



★ Sorakara Point

The highest point at 451.2 meters above the ground. Visitors can enjoy seasonal limited events or other services.

TOKYO SKYTREE Tembo Deck (Floor 350, 345, 340)

TOKYO SKYTREE Tembo Deck

Large panes of glass of more than 5m are set at 360° around the deck to provide an exceptional sense of openness to these floors from which you can see from the foot of the tower up to 70km around.

Floor 350



★ Glass floor

12mm thick, quadruple glazed tempered glass floors and dare to look down. The breathtaking view and magnificent beauty of the steel framework will move you.

SKYTREE Post

You can use this SKYTREE-shaped, deep red post in commemoration of visiting the world's tallest tower.



Floor 340



Floor 345

Tembo Shuttle (elevator)


Entrance/Exit Floor ~ Tembo Deck

Four lines of Tembo Shuttles have different decorations featuring spring, summer, fall and winter respectively. The shuttles operate at the speed of 600m/minute and reach to the Tembo Deck in about 50 seconds.




Tembo Deck ~ Tembo Galleria

Two lines of Tembo Shuttle elevators have see-through front panel and ceiling to raise anticipation for observation.



Lighting that casts colors onto the old town scenery

Lighting patterns change among "Iki", "Miyabi" and "Nobori" alternately every day. Make sure not to miss special the lightings of each season or events as well.



The faint blue highlights on the central part of the tower body express a water theme in tribute to the Sumida River. SKYTREE's blue illumination conveys the full strength and intrepid spirit of Edo.

An intricate steel exoskeleton dressed in the decent *Edo-murasaki* theme color (bluish violet). Brilliant light as that of a gold foil accentuates the tower with elegance.

With the base color of *tachibana* (tangerine) that has been considered as a lucky color since ancient times, the design emphasizing verticality of a *Nobori* rising into the sky casts a vibrant and joyful light.

"Lighting partner: Panasonic Corporation"

★ High-Definition Digital Telescope (Floor 350, 450)

The high-definition digital telescopes equipped with monitors are perfect for all visitors, including people coming alone, couples, families, and so on. One of the telescopes on the TEMBO DECK is connected to a large-screen monitor.

Floor 350/450



At TOKYO SKYTREE, one of Tokyo's leading spiritual sites

Write your No. 1 wish on a ribbon and tie it in the monument place!



"WISH RIBBON" is the spot for making wishes whose name reflects TOKYO SKYTREE ranked No. 1 as a free-standing broadcasting tower for its height in the world. At this special spot, write your No. 1 wish on the ribbon, such as your most fervent wish or a dream you want to fulfill as a team. Then, tie your ribbon to the "WISH RIBBON" monument to make your wish come true.



At the vending machine near the monument, purchase a capsule that contains a colored ribbon and an original souvenir (¥500 tax included), write your wish on the ribbon, and then tie it to the monument.

Let's Find!



the Commemorative Stamps!

In the tower, try to find and collect the stamps of Sorakara-chan and other official characters!

Stamp here!



Panoramic view from TOKYO SKYTREE TEMBO DECK

Pillar number
01

To Ibaraki

Pillar number
02

Pillar number
03

East

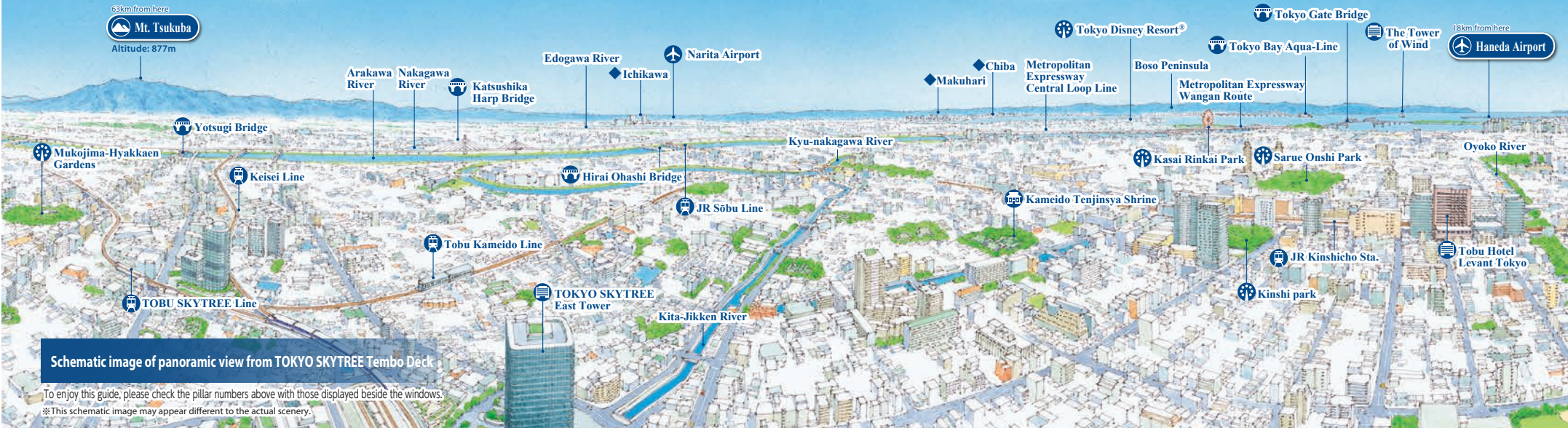
Pillar number
04

To Chiba

Pillar number
05

Pillar number
06

South



Pillar number
07

To Kanagawa

Pillar number
08

Center of Tokyo

Pillar number
09

West

Pillar number
10

Pillar number
11

To Saitama

Pillar number
12

North



Information

SKYTREE SHOP (1F, 5F, Floor 345)



Official shops on 1F, 5F, and Floor 345. These shops offer a wide selection of fine goods that will make beautiful mementos of your TOKYO SKYTREE visit. We look forward to serving you.

CAFE / Restaurant (Floor 350, 345, 340)

Floor 350



SKYTREE CAFE


Floor 350
Original beverages and soft-serve ice cream are available (Standing style).

Floor 340



Floor 340
Enjoy snacks and sweets with a spectacular view (Table seats with chairs).

Floor 345



Sky Restaurant 634 (musashi)
Enjoy the "TOKYO CUISINE": a combination of seasonal fresh vegetables and a variety of ingredients served right in the midst of Tokyo's breathtaking and spectacular metropolitan view.

Opening hours
Lunch: 12:00 pm-4:00 pm, Weekends and public holidays: 11:30 am-4:00 pm (Last seating: 2:00 pm)
Dinner: 5:30 pm-10:00 pm (Last seating: 7:30 pm)

Commemorative Photography (Floor 350, 340, 445)



(Floor is a composite image)

How about taking a memorial photo against the background of the superb scenery. Please use this service as a commemoration of visiting SKYTREE.

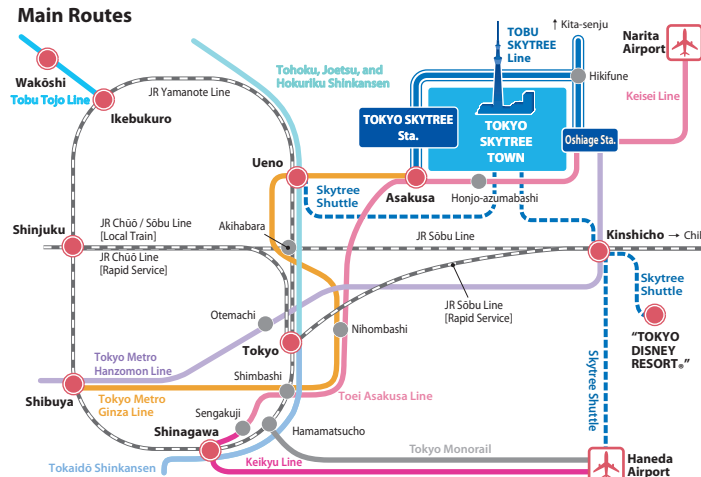
Official Partners

[What is an Official Partner?]
TOKYO SKYTREE Official Partners are companies that agree with the philosophy and business concepts of this project. TOKYO SKYTREE Official Partners are companies that agree with the philosophy and business concepts of this project. TOKYO SKYTREE Official Partners are companies that agree with the philosophy and business concepts of this project.

Hotels / Travel

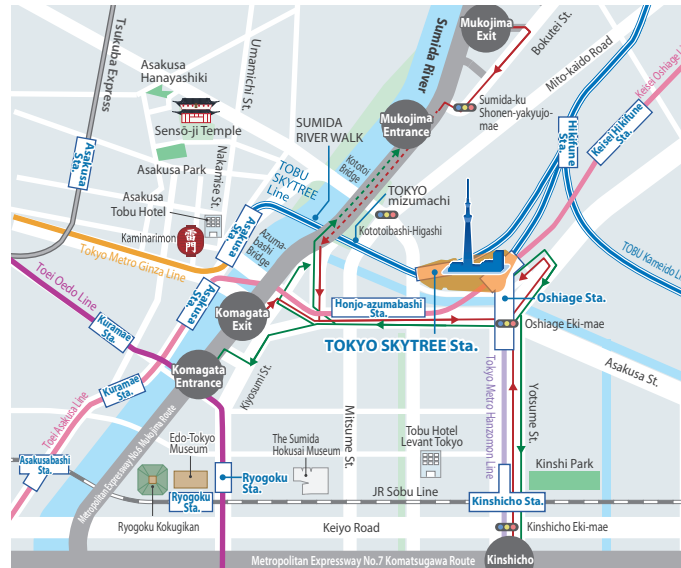
[Official travel agency] TOBU TOURS CO., LTD.
[Official hotels] Courtyard by Marriott Tokyo Ginza Hotel / AC Hotel Tokyo Ginza / Shinagawa Tobu Hotel / Asakusa Tobu Hotel / Tobu Hotel Levant Tokyo / Shibuya Tobu Hotel / Kawagoe Tobu Hotel / Wakushi Tobu Hotel / Narita Tobu Hotel Airport / Utsunomiya Tobu Hotel Grande

Access Map



* You can also take a Skytree Shuttle, one of the round-trip buses for transport between TOKYO SKYTREE TOWN and Haneda Airport, Ueno Station, "TOKYO DISNEY RESORT", etc.

Around SKYTREE (TOKYO SKYTREE 1-1-2 Oshiage Sumida-ku Tokyo, Japan)



For Visitors by Car
→ Outward routes → Return routes The dotted line traces the road under the elevated highway.

*Admission ticket for the TOKYO SKYTREE Observation deck is excluded from the discount services for the TOKYO SKYTREE TOWN car parking.

When coming by car, please use the main roads shown on the map of the neighborhood around SKYTREE. Please use public trains or buses, as parking spaces are limited in and around the facilities.

Sumida-ku Round bus (Fare: ¥100)

Also available is Sumida-ku Round bus, which departs from Oshiage Sta. and runs in three routes: northwestern area (toward Mukojima and Kanegafuchi), northeastern area (toward Yahiro and Tachibana) and southern area (toward Ryogoku and Kinshi-cho). One-ride fare is ¥100.

Opening hours

Monday to Saturday: 10:00 am-10:00 pm (Last admission: 9:00 pm)
Sunday and holidays: 9:00 am-10:00 pm (Last admission: 9:00 pm)
*Open 365 days. Depending on the time of year, opening hours are subject to change.

Admission Tickets

Same-day ticket				
	Ticket type	18 years old and over	12 to 17 years old	6 to 11 years old
Weekdays	Combo Ticket for Tembo Deck and Tembo Galleria	¥3,100 (¥1,550)	¥2,350 (¥1,200)	¥1,450 (¥750)
	Single Ticket for Tembo Deck	¥2,100 (¥1,050)	¥1,550 (¥800)	¥950 (¥500)
Holidays	Combo Ticket for Tembo Deck and Tembo Galleria	¥3,400 (¥1,700)	¥2,550 (¥1,300)	¥1,550 (¥800)
	Single Ticket for Tembo Deck	¥2,300 (¥1,150)	¥1,650 (¥850)	¥1,000 (¥500)

- Children aged 5 or under are admitted free. • Rates in () parentheses are for guests with disabilities. The rates for guests with disabilities shall be applicable to the same number of helpers as the number of the guests with disabilities they accompany. • Sales of combo tickets may be suspended when crowded.
- Visit the official web site for days when the holiday rates are applicable. • Group rate will be applied to advance reservation for a group of 10 or more persons. For details, call the TOKYO SKYTREE Group Reservation Center (at 03-3626-0634). • No re-entry permitted once a guests exits.

Precautions for guests

- [General]
• Staff may refuse admittance or ask you to leave if you disturb other guests or disobey rules. • TOBU TOWER SKYTREE Co., Ltd. and affiliates assume no responsibility for any accident, injury, loss, theft or other damages caused by the negligent behavior of guests. • Persons affiliated with criminal organizations will not be admitted. • News and other media outlets may be filming or recording on the premises during business hours. At such times, staff may limit access to certain routes, observation areas or parts of TOKYO SKYTREE. Guests will be filmed only with prior consent. • Please refrain from occupying a space in a way that impedes others, or using baggage or other items to reserve your spot. • Smoking is prohibited.
- [Prohibited Items]
• Bringing hazardous goods or any other items prohibited by TOKYO SKYTREE onto the premises is strictly forbidden. Guests are required to undergo hand baggage and metal detector inspections before admission. • Animals other than service dogs (dogs trained to assist people with disabilities) are not admitted to TOKYO SKYTREE. (Please note that no pet-sitting services are available on the premises.)
- [Other]
• The view from TOKYO SKYTREE may be obscured due to poor weather conditions.
• Please watch your step to avoid injury, especially when opening and closing doors or using elevators, escalators or staircases. • When TOKYO SKYTREE is crowded, staff may limit access to certain routes, observation areas, or other parts of the facility. • The information listed above might be subject to change without notice.

Inquiries

TOKYO SKYTREE Call Center ☎ 0570-55-0634 (10:00 am-6:00 pm)
*Please dial ☎03-6700-4822 when using certain VoIP phones or making an international call.

■ TOKYO SKYTREE Official website <https://www.tokyo-skytree.jp/en/>



* (TOKYO) SKYTREE is a service mark /trademark of TOBU RAILWAY CO., LTD. and TOBU TOWER SKYTREE Co., Ltd. registered in Japan, United States of America and other countries.



Management and operation of TOKYO SKYTREE